

Special Education

Pittsburg Unified School District
All of Our Students Succeeding
September 14, 2022




Summary of Stenson Committee Work



- Approximately 20 people at each meeting
- Approximately 40 people participating in at least 1 meeting
- Over the course of 7 meetings, team developed a plan to match the 6 identified themes from the Stetson report
- Board Meetings Jan 13, 2016, May 15, 2016 and November 16, 2017

Summary of Stenson Walk- 6 Identified Areas



- Vision
- Continuum of Services
- Instructional Excellence for All
- Effective Recruitment
- Parents and Families as Partners
- Professional Development

Vision Statement

The vision of special education in Pittsburg Unified School District is student-centered with families as partners. All students are general education students and are provided an individualized continuum of services and supports with high expectations to meet their fullest potential.



5 Areas of Focused Work

- Continuum of Services
- Instructional Excellence for All
- Effective Recruitment
- Parents and Families as Partners
- Professional Development



Context: Changes in Student Population Over Time

Students With Disabilities

2016 - Current

	2016-2017	2017-2018	2018-2019	2019-2020	2020-2021	2021-2022
SLI	314	302	263	198	314	306
OHI	81	93	122	106	131	119
SLD	547	595	587	557	553	501
ED	46	42	33	23	37	20
AUT	120	163	173	134	227	258
All SWD	1,176	1,181	1,234	1,216	1,245	1,367



Context: Staffing Over time

2017-2018 Programs Added:



What We Did

Student Outcome

- 1 FTE SDC-AUT Class @ Willow Cove → Expansion of MM Autism SAI
- 1 FTE SDC-AUT Class @ Parkside → Expansion of MS Autism SAI
- 1 FTE Resource Class @ PHS → Increase Supports in GE
- 2 FTE SDC-MM Classes @ PHS → Increase Range of Programs
- 1 FTE SDC-AUT Class @ PHS → Expansion of Autism Specific Supports

Context: Changes in Student Population Over Time

2018 - 2019 Programs Added



Context: Changes in Student Population Over Time

2019 - 2020 Programs Added

What We Did

- 1 FTE Resource Class @ Willow Cove
- 1 FTE Resource Class @ Stoneman



- 1 FTE SDC-MM Class @ Stoneman
- 1 FTE Resource/MM Class @ Rancho



- 1 FTE SDC-MM Classes @ PHS
- 4 FTE Resource Classes @ PHS



Student Outcome

Ensure General Education Support was in Place for SWD

Ensure Specialized Academic Instruction was Available

* Ensure Students Who Could not Access GE Were Provided SAI in a Small Group Setting



Context: Changes in Student Population Over Time

2020 - 2021 Programs Added



CONTINUUM OF SERVICES

IN-CLASS SUPPORT

**SPECIALIZED
SUPPORT**

SERVICES PROVIDED INSIDE THE GENERAL EDUCATION CLASSROOM

Periodic
Consultation
To Teacher

Peer
Support

Instructional
Aide Support
Directed &
Supervised by
Certificated
Teacher

Support
Facilitation
(Credentialed
Teacher or
Supervised
Aide)

Co-Teaching
(Credentialed
Teacher)

SERVICES PROVIDED OUTSIDE THE GENERAL EDUCATION CLASSROOM

Credentialed Teacher

SPEECH AND RELATED SERVICES



Ethnicity Breakdown for Eligibility Category 2021- 2022

0		7	0.56%	43	3.41%	7	0.56%	193	15.32%	18	1.43%	2	0.16%	10	0.79%
0		2	0.16%	10	0.79%	0		9	0.71%	1	0.08%	0		3	0.24%
0		1	0.08%	39	3.10%	0		61	4.84%	10	0.79%	0		12	0.95%
2	0.16%	8	0.63%	131	10.40%	8	0.63%	321	25.48%	18	1.43%	5	0.40%	20	1.59%
0		8	0.63%	58	4.60%	16	1.27%	110	8.73%	9	0.71%	0		19	1.51%
0		1	0.08%	5	0.4%	2	0.08%	22	1.75%	0		0		0	
# of Stu	%	# of Stu	%	# of Stu	%	# of Stu	%	# of Stu	%	# of Stu	%	# of Stu	%	# of Stu	%
American Indian / Alaska Native		Asian		Black / African American		Filipino		Hispanic / Latino		Multiple		Native Hawaiian / Other Pacific Islander		White	



Context: Changes in Funding Dedicated to Students with Disabilities

General Education Contribution Annually

2016-2017	2017-2018	2018-2019	2019-2020	2020-2021	2021-2022
9,001,869.52	11,257,190.63	15,628,071.21	17,667,350.39	17,489,515.23	17,038,902.92



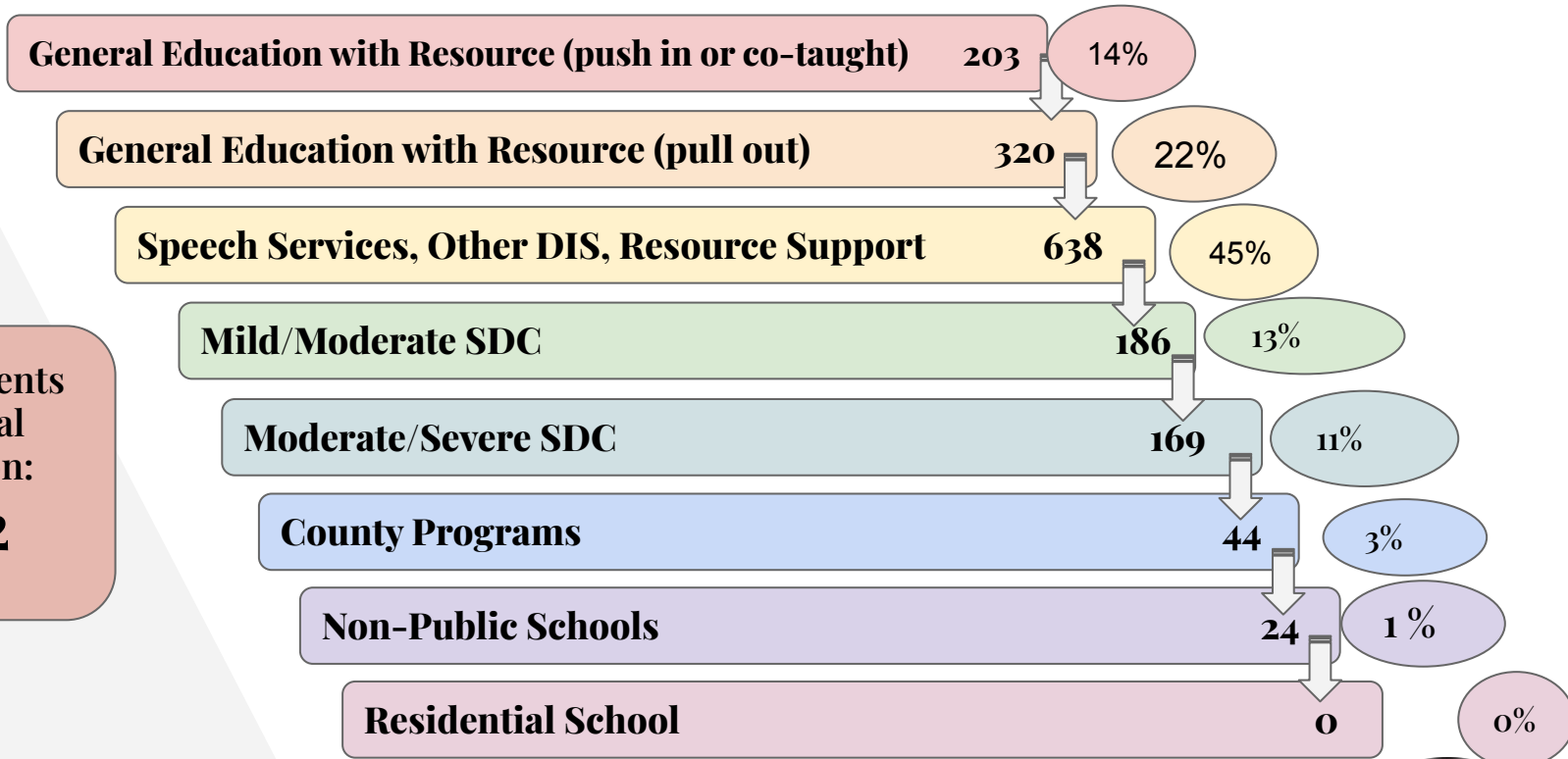
Context: Changes in Student Population Where are we Now?

- Increasing number of students supported within the General Education Environment
- Reversed overidentification on African American students in the category of Other Health Impairment
- Improvement in overidentification of African American students in the category of Emotional Disturbance

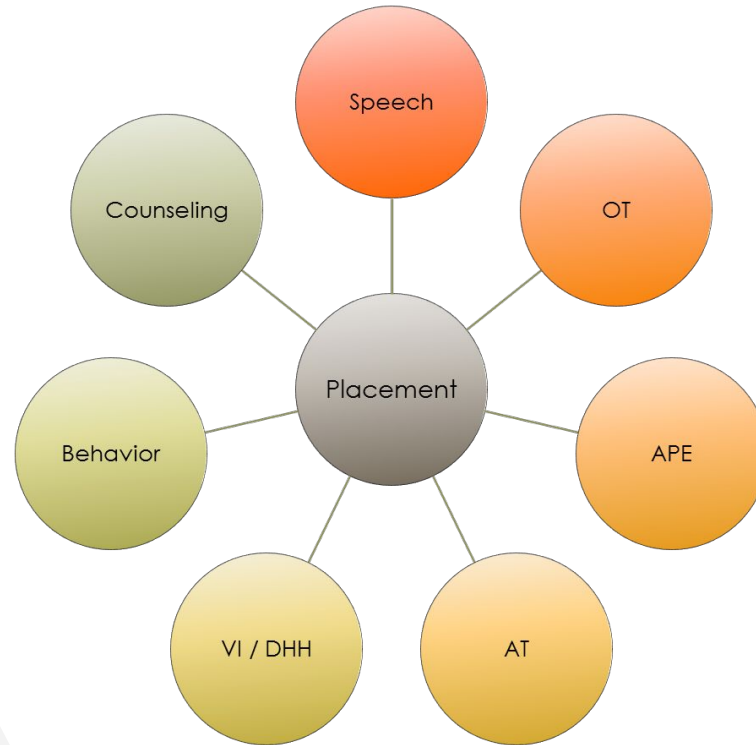


Continuum of Placements in the Least Restrictive Environment

Total Students
in Special
Education:
1,412



Special Education is a Service Not a Place



Instructional Excellence for All

In addition to the District Wide Plan for all students:

- **Specialized Curriculum and Materials are provided for students with the most intensive needs who can not access the general education curriculum.**
- **Training is provided to teachers who are implementing the curriculum.**



Effective Recruitment

- Continue Diversity in Recruitment and Hiring Plan (Full presentation on Sept. 28th)
- Provide initial and ongoing professional development for teachers including: Using SEIS (Special Education Information System), IEP (Individualized Education Plan), and Caseload Management
- \$5000 Hiring bonus for Certificated positions including Special Education Teachers, Psychologists, and Speech and Language Pathologists
- Revamped the Aide Salary Schedule to increase pay and opportunities for step advancement
- Increased stipends for specialized services from aides; i.e. Behavior and toileting
- In-house Certificated and Classified Recruitment Fairs
- MOU to provide mentoring for Intern teachers and teachers on emergency credentials
- Behavior Management Training to support movement to BSA positions



Parents and Families as Partners

01

Case Manager

- IEP planning
- Individual Student Questions or Concerns
- Program Placement and Services

02

Site Administration

- Site Based Interventions
- Discipline
- School Policy

03

Program Specialist

- Range of Programs and Services
- IEP Facilitation
- Change of Placement

04

Director / Coordinator

- Settlement Agreements
- CDE / OAH
- Compensatory Services

05

SELPA

- Alternative Dispute Resolution
- Policy and Procedure Support



Parents and Families as Partners

Connecting Families with Personalized Supports such as:

- Regional Center of the East Bay
- SELPA Partnership
- Conservatorship
- IEP Training
- ROP
- Career Exploration
- Transition Plans for all students 16 years old and up
- Diploma Pathway Program
- Certificate of Completion Option
- Adult Transition Services (18 - 22)
- Mental Health Supports



Professional Development for All 2022 - 2023

Administrators

Alternative Dispute Resolution, Facilitated IEPs, Review of Policies and Procedures, Responding to requests for assessment, Best practices in SLD Assessment, Disabilities, Supporting and evaluating teachers, IEPs for Site Admin, and Improving School Culture for SWD

Certificated

Curriculum- Unique Learning, Data Collection, Assessments, SLP and OT in the classroom, New Teacher Training Series, SEIS, School Psychologist Workshops, SLP Topics, Transition Plans, IEP writing, Collaboration with Parents as Partners, Differentiated Instruction, Behavior, Autism, Handwriting pre-referral interventions, Legal Requirements, General Education Teacher Role, LRE, Accommodations / Modifications and Grading, and IEP Notes

Classified

Communication, Working with Teachers, Disabilities, Data Collection, Behavior, Decreasing Dependence, and Becoming a Teacher



What is Next for 2022 - 2023?

- Robust Professional Development for Certificated and Classified Staff
- Parents as Partners Meetings with Parent Training and Support
- Multi-Level Supports for IEP compliance including weekly compliance reports
- Continued targeted activities around over identification of African Americans in the category of ED. (CCESIS Plan)
- Training and Staff Supports around Compliance
- Highlighting of Best Practices both from within and outside of PUSD
- Planning around Program Design Options(District, County, NPS, Regionalized Programs)
- Digitally Accessible Procedure Manual for Special Education Staff
- Support to Site Administrators

